

Instructions for Equity by Design in Clinical Research: A Six- Part Course

- Start on the [course] OVERVIEW page. Review the overview. On the 'ACCREDITATION' tab, please note that this course is not for credit. Click 'TAKE COURSE'. If you have not already signed in or created account, you will be prompted to do so before continuing.



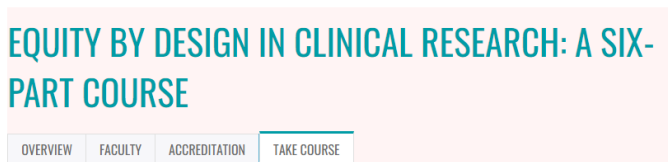
EQUITY BY DESIGN IN CLINICAL RESEARCH: A SIX-PART COURSE

OVERVIEW FACULTY ACCREDITATION **TAKE COURSE** ←

Welcome to EQUITY BY DESIGN IN CLINICAL RESEARCH: A SIX-PART COURSE, a training course communicating an understanding of, and training on best practices for, diversity, equity, and inclusion (DEI) of underrepresented populations in clinical trials. The course was originally designed to aid cancer centers in improving their ability to enroll underrepresented participants in clinical research and to develop mechanisms for ongoing sustainability of DEI in clinical research. However, while some of the examples used to illustrate DEI concepts in the course are cancer-specific, the preponderance of course instruction is applicable to clinical research across health areas. Ethical and regulatory considerations are included, and practical guidance for commitment, communication, partnership, and conduct is emphasized.

COURSE SUMMARY	
Course opens:	05/25/2022
Course expires:	05/25/2023
Cost:	\$0.00
Bookmark course	

- You will then see a screen with all course modules. There are multiple options to enroll:
 - (Option 1) The *easiest* is to check the check box in the column furthest to the right, in the top row for the full course that says in black text 'Equity by Design in Clinical Research: A Six Part Course'. Then click the 'Enroll' button at the bottom.
 - (Option 2) Alternatively, you may check the check boxes in the column furthest to the right for EACH module 1-6. Please note, the boxes will be visible for each module that you have not yet enrolled in. And then click the 'Enroll' button.
 - (Option 3) Lastly, you may click on one of the module names listed in blue to be redirected to the module page, where you can learn more about that module (i.e., overview, learning objectives). You can then click 'Take course' in the button at the far right or click the 'REGISTER' tab at the top of the screen and then click 'Take course'.



EQUITY BY DESIGN IN CLINICAL RESEARCH: A SIX-PART COURSE

OVERVIEW FACULTY ACCREDITATION **TAKE COURSE** ←

Title	Price	Status	
Equity by Design in Clinical Research: A Six-Part Course	\$0.00	In progress	<input checked="" type="checkbox"/>
Module 1: Commitment to DEI	\$0.00	Complete	<input type="checkbox"/>
Module 2: Community Engagement & Representation	\$0.00	In progress	<input type="checkbox"/>
Module 3: Study Planning & Communications	\$0.00	Enrolled	<input type="checkbox"/>
Module 4: Study Conduct	\$0.00	Complete	<input type="checkbox"/>
Module 5: Workforce Development	\$0.00	Complete	<input type="checkbox"/>
Module 6: Accountability, Advocacy & Justice	\$0.00	Available	<input type="checkbox"/>
Evaluation	\$0.00	Complete	<input type="checkbox"/>

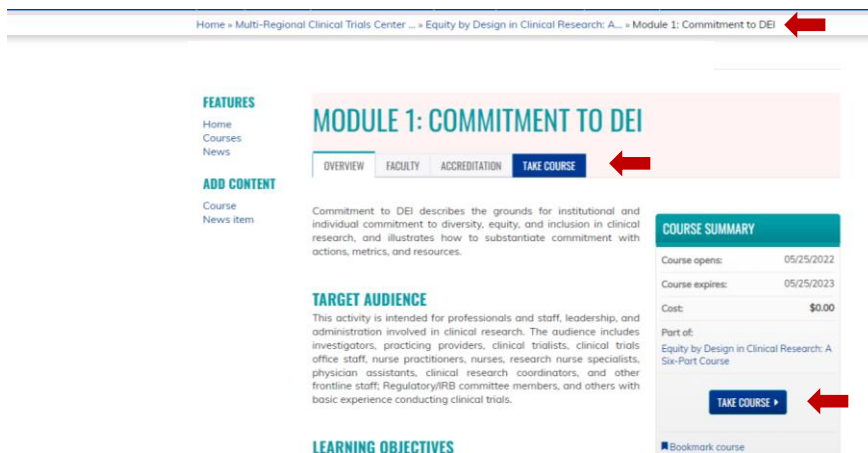
← Option 1

← Option 2

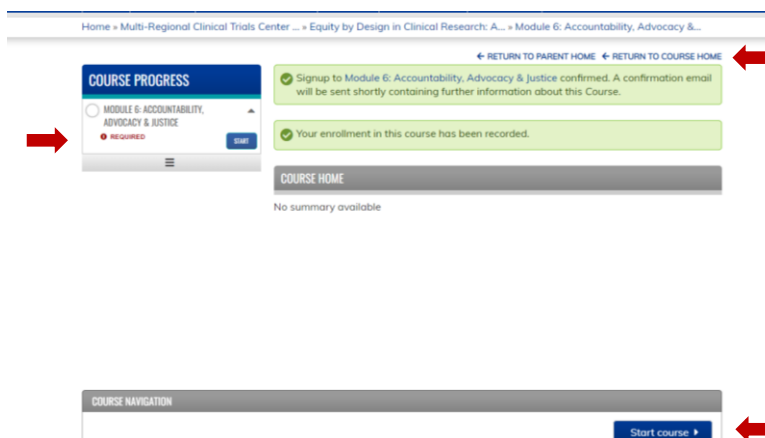
Option 3 →

ENROLL

- Once you have enrolled in the modules, click on the module name to go to the module OVERVIEW page. **Please note:** At the top of the screen, you will see a “breadcrumb” that show where you are on the website. It will say something like: [Home » Multi-Regional Clinical Trials Center ... » Equity by Design in Clinical Research: A... » Module 1: Commitment to DEI](#).
 - If you are on a Module page, you can click on [» Equity by Design in Clinical Research: A...](#) to return to the [course] TAKE COURSE page.
 - If you click on [» Multi-Regional Clinical Trials Center ...](#) you will be redirected to the MRCT learning website for all MRCT-developed courses available through the Mass General Brigham Office of Continuing Professional Development.
 - If you click on [Home](#), you will be redirected to the Mass General Brigham Office of Continuing Professional Development.
- Once you are in a Module page, select ‘Take course’ at right or in the tabs near the top of the screen. You will then be prompted to a screen where you will need to select ‘Take course’ again.



- Once in the [module] Course Progress page, you will see at left the progress for that module. Click on the bar with the module name and number, and then ‘Start’ to start the module. Or click on ‘Start course’ at the bottom of the screen.
- **Please note:** At the top right of the screen, you will see [<- RETURN TO PARENT HOME](#) and [<- RETURN TO COURSE HOME](#). These are titles used by the software and cannot be changed. [<- RETURN TO COURSE HOME](#) *actually* means returning to the [module] TAKE COURSE page. [<- RETURN TO PARENT HOME](#) *actually* means returning to the [course] TAKE COURSE page.



- Once you click on ‘Start’ or ‘ Start Course’ you will see the materials available for that module. There should be six items for each module:
 - A list of the resources mentioned in the instructional session
 - A PDF of the slides from the Instructional Session
 - A recording of the Instructional Session
 - A transcript of the recording from the Instructional Session
 - A recording of the Discussion Session
 - A transcript of the recording from the Discussion Session
- Click on each material to access it.

Home » Multi-Regional Clinical Trials Center ... » Module 6: Accountability, Advocacy &...

MODULE 6: ACCOUNTABILITY, ADVOCACY & JUSTICE

MODULE 6: ACCOUNTABILITY, ADVOCACY & JUSTICE

← RETURN TO PARENT HOME ← RETURN TO COURSE HOME

VIEW EDIT REVISIONS CLONE

COURSE PROGRESS

MODULE 6: ACCOUNTABILITY, ADVOCACY & JUSTICE

REQUIRED REVIEW

COMPLETE

MODULE 6: ACCOUNTABILITY, ADVOCACY & JUSTICE

- [Module 6_ Justice and Accountability_Resource List](#)
- [Module 6_ Justice and Accountability_Instructional Session Slides](#)
- [Module 6_ Justice and Accountability_Instructional Session Transcript](#)
- [Link to 6_ Justice and Accountability_Instructional Session Video](#)
- [Module 6_ Justice and Accountability_Discussion Session Transcript](#)
- [Link to 6_ Justice and Accountability_Discussion Session Video](#)

COURSE NAVIGATION

Review ▶

- Click on each material to access it.
- When you are done, click [← RETURN TO PARENT HOME](#) to take the next module.
- Once you are done with all modules, click [» Equity by Design in Clinical Research: A...](#) in the breadcrumb or (if you are in a module) [← RETURN TO PARENT HOME](#). You will see the row for [Evaluation](#). Please note, although the screenshot below says “Complete”- if you have not yet filled out the evaluation, it will say “Incomplete”.

FEATURES

Home
Courses
News

ADD CONTENT

Course
News item

EQUITY BY DESIGN IN CLINICAL RESEARCH: A SIX-PART COURSE

OVERVIEW FACULTY ACCREDITATION TAKE COURSE

Title	Price	Status
Equity by Design in Clinical Research: A Six-Part Course	\$0.00	In progress
Module 1: Commitment to DEI	\$0.00	Complete
Module 2: Community Engagement & Representation	\$0.00	In progress
Module 3: Study Planning & Communications	\$0.00	Enrolled
Module 4: Study Conduct	\$0.00	Complete
Module 5: Workforce Development	\$0.00	Complete
Module 6: Accountability, Advocacy & Justice	\$0.00	Complete
Evaluation	\$0.00	Complete

- Click on the bar in the Course Progress page that says 'Evaluation' and click 'Start'. You may also click 'Start course' at the bottom of the screen. Please note that these buttons will say 'Review' and 'Review course' if you have already started or completed the evaluation.
- Fill out all evaluation questions and then hit the 'Submit' button at the bottom of the evaluation. You will see the 'Submit button' after you scroll down from the last question.

EVALUATION

← RETURN TO PARENT HOME ← RETURN TO COURSE HOME

VIEW EDIT WEBFORM RESULTS CLONE

COURSE PROGRESS

- EVALUATION **REQUIRED** [REVIEW](#)
- CERTIFICATE
- COMPLETE

EVALUATION

Start Complete

1. Please indicate how your overall knowledge/skill level has changed as a result of this activity. *

	Low	Moderate	High
Before Activity	<input type="radio"/>	<input type="radio"/>	<input type="radio"/>
After Activity	<input type="radio"/>	<input type="radio"/>	<input type="radio"/>

2. Please indicate if you feel the information was presented at an appropriate level for this course. *

	Strongly Disagree	Strongly Agree
The information was presented at an appropriate level for this course.	<input type="radio"/>	<input type="radio"/>

3. What changes do you intend to make in your work, as a result of this activity? *

COURSE NAVIGATION [Next ▶](#)

Scroll down to access all evaluation questions and the 'Submit' button

- You may then click 'Certificate' under Course progress at the left of the screen, or 'Next' at the bottom of the screen to get your certificate of completion. Once you click 'Certificate' you will need to click 'Start', and then 'Download certificate'.

**EVALUATION
CERTIFICATE**

← RETURN TO PARENT HOME ← RETURN TO COURSE HOME

COURSE PROGRESS

- EVALUATION
- CERTIFICATE** **OPTIONAL** [REVIEW](#)
- COMPLETE

CERTIFICATE [Download certificate](#)

COURSE NAVIGATION [◀ Previous](#) [Review ▶](#)